





Tasman District Council

Summary Annual Report 30 June 2009



Tasman District Council

**Summary Annual Report
30 June 2009**

Mayor's Introduction

Welcome to the 2008/2009 Annual Report. The Annual Report is an important document for Council and Tasman residents and ratepayers. It tells the community whether we have delivered to you what we promised to, and is an important part of our accountability back to you. I encourage you to read it.

The 2008/2009 year has been tough throughout New Zealand, particularly due to the current economic situation. The 2008/2009 year has also been extremely busy for Council. Two major projects that have taken up a large amount of Councillor and staff time have been the preparation of the Ten Year Plan (Council's Long Term Council Community Plan) and the Richmond West plan change.

The Ten Year Plan process involved workshops on issues and projects, initial consultation with key community groups and organisations, preparation of a draft Plan, submissions, hearings on the submissions and finalising the Plan. We received a record number of submissions on the draft Plan, which provided Council with valuable input from our residents and ratepayers on what you thought was needed and affordable. We listened to the input and made changes to the services and activities the Council planned to provide over the next ten years, prior to finalising the Plan. I firmly believe we have a good Ten Year Plan that will be in the long-term interests of Tasman District, taking into account the varying needs and preferences of the residents in our District.

The Richmond West plan change also involved extensive workshops, public consultation, submissions and hearings prior to finalising the plan change. This plan change is a key step in a long-term strategy to ensure that urban development across the Tasman District is planned and positively supports and shapes the District's economic and social future.

I wish to thank all of you who have provided input into our planning processes. We have ended up with a better outcome as a result of your input.

As usual, one of our biggest challenges continues to be providing basic infrastructure services, like roading, water supplies, wastewater and stormwater, to meet community needs at an affordable price. These services consume a large amount of Council's funding and time.

In addition, Council has undertaken a number of other environmental and community projects and services in Tasman's communities. Some of these are outlined in the Chief Executive Officer's Introduction.

Council has an interesting and challenging few years ahead to effectively deliver the projects outlined in our Ten Year Plan at an affordable cost to ratepayers. We will be focusing on doing an excellent job.

I would like to pass on my personal thanks to my fellow Councillors, and to Council management and staff for the positive manner in which they have carried out their work for Council and the community.

I am committed to enhancing the beauty and vibrancy of our District; my home.

Richard Kempthorne
Mayor



Chief Executive Officer's Overview

It is my pleasure to present the 2008/2009 Annual Report. While the year got off to a reasonably dramatic start with the July 2008 storm, we have weathered the rest of the year pretty well.

In financial terms, we have come through the year with a surplus of \$6.33 million. Council has net assets (or equity) of \$1,058 million. In other words, your community-owned Council is now worth over \$1 billion, in terms of its assets across the whole District.

Tasman District is experiencing reasonably high levels of population growth – our population increased by 7.9 percent between the 2001 and 2006 Census'. In order to accommodate this growth, our Council has invested significant money in new and improved infrastructure, which has contributed to Council's overall worth and to the local economy.

Meeting the infrastructure needs of our communities continues to be an ongoing challenge for Council. We have 17 settlement areas spread throughout our District, all of which have infrastructure needs, such as basic services including roading, water and sewerage, and community infrastructure like sporting facilities and community halls.

As noted by the Mayor in his message, 2008/2009 was the year for Council to review its Ten Year Plan. This has been a big task for Councillors and staff, along with those of you who took the time to comment on the draft Plan. We believe we have a robust Plan that will set a good foundation for taking us through the next ten years and beyond.

We have also undertaken a range of other planning projects, including making Parts 1 and 2 of the Tasman Resource Management Plan (the District Plan) operative. The last part of the Plan, which is on rivers and lakes, was developed as a draft variation and will be notified early in 2010. Work has progressed on Richmond West Plan Change, with final decisions being notified by Council on 26 September 2009.

Further work has also occurred on urban development structure plans for Motueka and Mapua-Ruby Bay, and on Plan variations for water allocation in the central plains Motueka and Moutere water management zones.

During 2008/2009 we have undertaken a range of other projects designed to enhance the well-being of our District. Some of the key projects include:

- Started developing rainfall/runoff models for major rivers to predict flooding risk, and upgrading of river flow and rainfall hydrological equipment
- Obtained high definition contour data (LiDAR) for the Waimea Plains and Takaka flood plain
- Continued investigations on the Lee Valley Dam in association with the Waimea Water Augmentation Committee
- Completed a review of the environmental state of estuaries, due to be released in October 2009
- Undertaken an extension of the soil mapping in Takaka
- The clean-up of the former Fruitgrowers site in Mapua was completed and the site handed over to Council. We are now preparing a landscape development plan for the portion of the site to be developed into the Mapua Waterfront Park
- Undertaken a range of community events and produced a range of events and activities publications (e.g., Jam, Mudcakes and Roses, Boredom Busters)
- Prepared the redevelopment plan for the Tasman District Library in Richmond
- Opened a new pavilion in Lord Rutherford Park in Brightwater
- Upgraded the Pohara Hall, including making the toilet facilities fully accessible
- Completed Richmond Sundial square redevelopment and the intersection upgrade at Talbot/Salisbury Road, including new traffic signals
- Replaced Black Bridge on Motueka Valley Highway
- Completed seal extension on Bridge Valley Road, Wakefield
- Completed cycleway from Motueka to Lower Moutere

- Opened the new Murchison Resource Recovery Centre for solid waste
- Completed the wastewater pumping station and pressure mains in Takaka
- Completed the new water supply reservoirs for Brightwater township
- Upgraded water treatment plants at Tapawera and Upper Takaka to comply with the revised New Zealand Drinking Water Standard
- Undertook water main extensions from Whakarewa Street to Old Wharf Road, along Woodlands Avenue to complete the Motueka ring main.

Many residents may not realise the extent of the collaboration that already exists between the Nelson City and Tasman District Councils. There are over 30 activities or services that we currently work together on to the benefit of the wider region.

The Saxton Stadium and Saxton Field generally are tremendous examples of what can be achieved by working together to achieve better outcomes for both the Nelson and Tasman communities. Ecofest is a successful event undertaken by both Councils. The Nelson Tasman Arts Strategy was completed during the year. Another example, was when the Nelson water supply pipeline was broken in the July 2008 storm, Tasman District Council staff re-directed part of the Council's supply to Nelson, supplying up to one-third of the City's needs over the several days it took to repair the damaged pipes. We are exploring other opportunities to extend the list of areas where we work together, for example into waste management and recycling.

This year has been a very demanding year for Councillors and staff. I would like to thank the Mayor and Councillors of Tasman for the huge effort and commitment they have given to the Tasman community and to Council business. Councillors have had an extremely busy year and have worked extremely hard to ensure the best outcomes for Tasman's community.

I would also like to acknowledge the tremendous efforts of staff at Council, who have worked tirelessly for the benefit of ratepayers and residents. They are a committed and enthusiastic team of professionals. We will continue to lift our performance and work hard to ensure Tasman remains the wonderful place that we all enjoy living in and visiting.

Paul Wylie
Chief Executive Officer



This Summary Annual Report has been extracted from the full Annual Report dated 30 June 2009 and covers the year ended 30 June 2009. This Summary Annual Report was authorised for issue on 23 November 2009 by the Corporate Services Manager, Chief Executive Officer and Mayor of the Council. The Council's full Annual Report has been audited by Audit New Zealand and an unqualified opinion was issued on 29 October 2009. This report can not be expected to provide as complete an understanding as provided by the full Annual Report of the financial and service performance, financial position and cashflows of the Council. This full Annual Report was authorised for issue on 29 October 2009 by the Corporate Services Manager, Chief Executive Officer and Mayor of the Council. The full Annual Report can be obtained from Council Offices in Richmond, Motueka, Takaka and Murchison, and the Council's website (www.tasman.govt.nz).

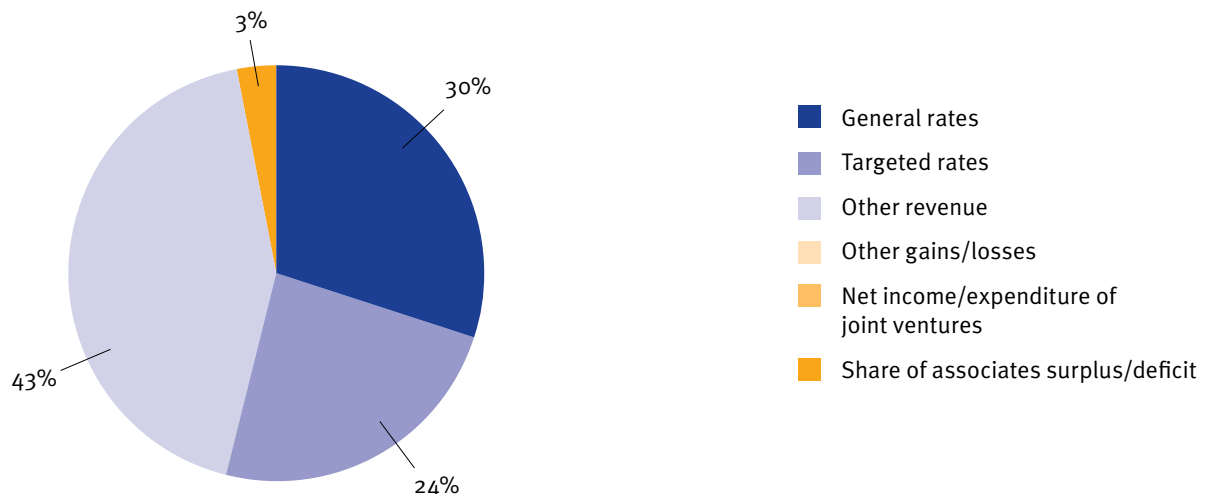
Financial Highlights

Council's Five Year Financial Performance Summary

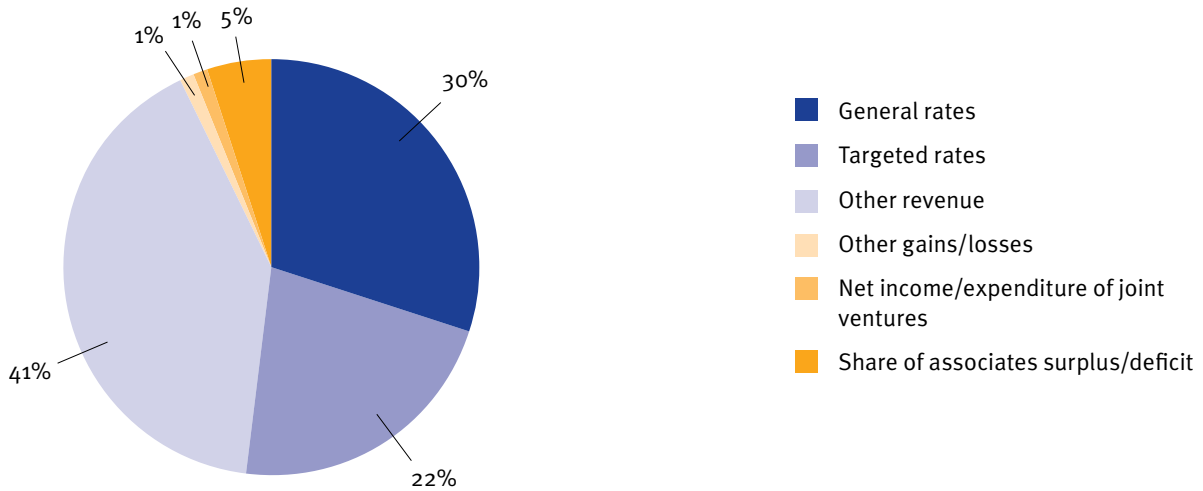
	2009 \$(000's)	2008 \$(000's)	2007 \$(000's)	2006 \$(000's)	2005 \$(000's)
District General Rates	25,082	23,698	22,339	20,767	19,182
Net Surplus/Deficit	6,331	7,591	11,536	6,083	4,440
Working Capital	-7,635	-10,088	4,986	-14,900	-2,367
Public Debt	96,074	77,263	77,985	69,368	57,497
Current Ratio	0.71	0.57	1.24	0.42	0.89

Note: The 2005 figures are not comparable with 2006, 2007, 2008 and 2009 as the 2006, 2007, 2008 and 2009 financial information was prepared in accordance with New Zealand International Financial Reporting Standards (NZ IFRS).

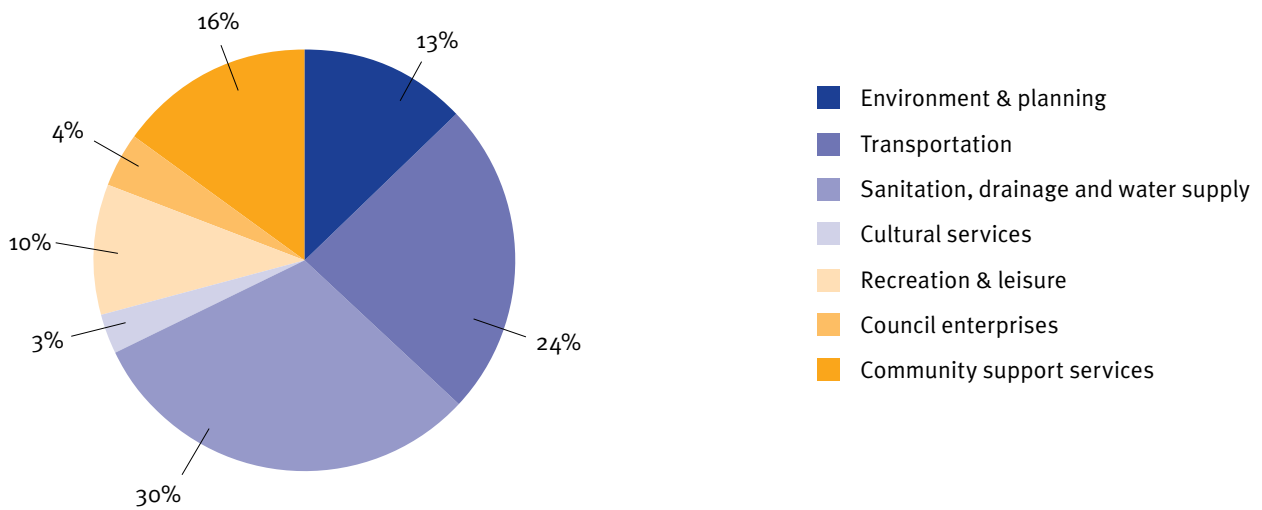
Source of Revenue 2008/2009



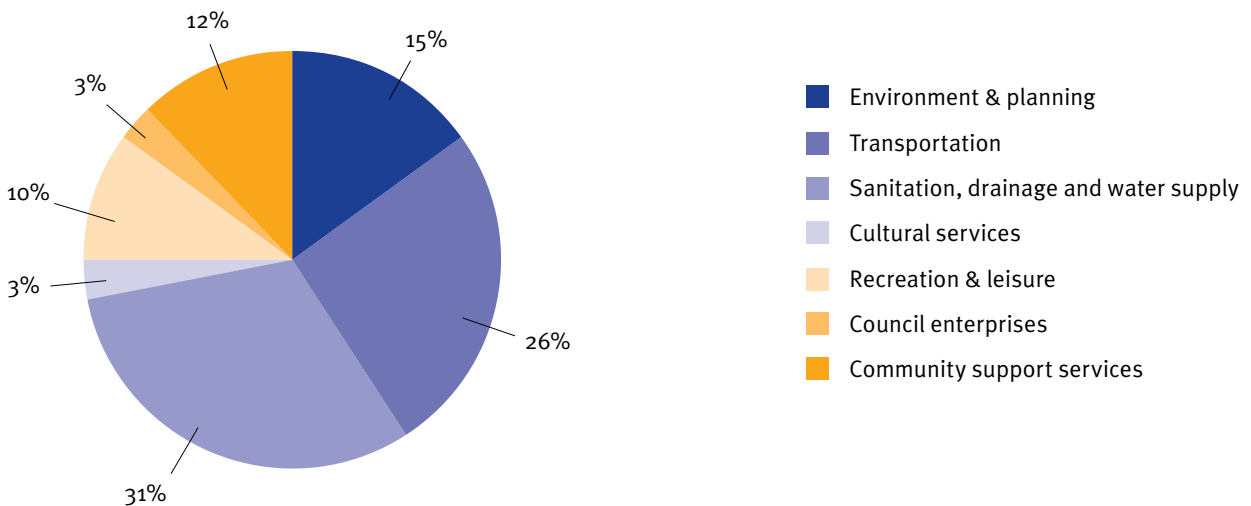
Source of Revenue 2007/2008



Council 2008/2009 Operating Expenditure by Activity



Council 2007/2008 Operating Expenditure by Activity



Summary Statement of Financial Performance

For the year ended 30 June 2009

The information included in the Summary Financial Statements has been extracted from the audited full Annual Report which was authorised for issue by the Tasman District Council on 29 October 2009.

June 08 Actual \$(000's)		June 09 Actual \$(000's)	June 09 Budget \$(000's)	% of Budget
	INCOME			
23,698	General Rates	25,082	24,960	100%
17,538	Targeted Rates	19,689	19,436	101%
32,038	Other revenue	35,775	29,444	122%
20	Other gains	1,915	-	-
1,949	Income of joint ventures	2,145	800	268%
4,087	Share of associates surplus/deficit	2,339	2,194	107%
79,330	TOTAL INCOME	86,945	76,834	113%
	EXPENDITURE			
	Operating Costs of Activities			
10,393	Environmental & planning	9,984	9,884	101%
17,787	Transportation	18,802	14,707	128%
20,394	Sanitation, drainage and water supply	22,926	22,287	103%
2,377	Cultural services	2,523	2,274	111%
6,969	Recreation and leisure	8,001	7,064	113%
2,415	Council enterprises	2,968	3,166	94%
8,320	Community support services	12,066	10,733	112%
68,656	TOTAL COST OF ACTIVITIES	77,270	70,115	110%
680	Other losses	1,521	-	-
2,403	Expenditure of joint ventures	2,356	-	-
71,739	TOTAL EXPENDITURE	81,147	70,115	116%
7,591	Surplus before Taxation	5,798	6,719	86%
-	Tax expense	(533)	-	-
7,591	NET SURPLUS	6,331	6,719	94%

* Total Expenditure includes finance costs of \$5.807m (2007/2008: \$5.440m)

Summary Statement of Financial Position

As at 30 June 2009

June 08 Actual \$(000's)		June 09 Actual \$(000's)	June 09 Budget \$(000's)
14,921	CURRENT ASSETS	18,855	17,719
(25,009)	CURRENT LIABILITIES	(26,489)	(20,538)
(10,088)	WORKING CAPITAL	(7,634)	(2,819)
1,071,387	NON CURRENT ASSETS	1,152,118	1,060,340
(68,534)	NON CURRENT LIABILITIES	(86,331)	(99,764)
992,765	TOTAL NET ASSETS	1,058,153	957,757
992,765	TOTAL EQUITY	1,058,153	957,757

Summary Statement of Cashflows

For the year ended 30 June 2009

June 08 Actual \$(000's)		June 09 Actual \$(000's)	June 09 Budget \$(000's)
	Cashflow From Operating Activities		
40,609	Rates revenue	44,519	44,396
29,181	Other Income	32,700	28,581
67,790	Total operating cash provided	77,219	72,977
(54,777)	Total operating cash applied	(62,840)	(53,449)
15,013	Net Cashflow From Operating	14,379	19,528
	Cashflow From Investing Activities		
13,659	Total investing cash provided	213	-
(26,729)	Total investing cash applied	(33,471)	(39,841)
(13,070)	Net Cashflow From Investing	(33,258)	(39,841)
	Cashflow From Financing Activities		
17,250	Total financing cash provided	22,836	29,084
(17,972)	Total financing cash applied	(4,025)	(4,694)
(722)	Net Cashflow From Financing	18,811	24,390
1,221	Total Net Cashflows	(68)	4,077
453	Opening Cash Held	1,674	(192)
1,674	Closing Cash Balance	1,606	3,885
	Represented By:		
1,674	Cash and cash equivalents	1,606	3,885
1,674		1,606	3,885

Summary Statement of Movements in Equity

For the year ended 30 June 2009

June 08 Actual \$(000's)		June 09 Actual \$(000's)	June 09 Budget \$(000's)
926,945	Equity at the start of the year	992,765	931,672
7,591	Net surplus for the year	6,331	6,719
58,229	Increase in asset revaluation reserves	59,057	19,366
65,820	Total recognised revenues and expenses for the period	65,388	26,085
992,765	Equity at the end of the year	1,058,153	957,757

Notes to the Summary Financial Statements

For the year ended 30 June 2009

1. Accounting Policies

Basis of Preparation

The Council has prepared the Summary Annual Report in order to provide users with a succinct overview of Council Performance. The specific disclosures included in the Summary Annual Report have been extracted from the full audited annual report of Tasman District Council. An unqualified audit opinion was dated 29 October 2009. The Summary Annual Report complies with FRS 43 Summary Financial Statements and has been audited.

Users of the Summary Annual Report should note that the information contained therein cannot be expected to provide as complete an understanding as provided by the full Annual Report of the financial and service performance, financial position and cashflows of the Council.

The financial statements have been prepared in accordance with New Zealand equivalents to International Financial Reporting Standards (NZ IFRS) as applicable for public benefit entities.

Changes in Accounting Policies

There has been one change in accounting policies during the year. From 1 July 2008 TDC no longer revalues its airfield assets. These are now recorded at cost. All other accounting policies have been applied consistently to all periods presented in these financial statements.

2. Events Occurring after the Reporting Date

No significant events have occurred since balance date that affect these financial statements.

The Summary Annual Report was authorised for issue on 23 November 2009 by the Mayor, Chief Executive and Corporate Services Manager.

Users who require additional information are encouraged to view the full Annual Report on Council's website (www.tasman.govt.nz) or to request a CD or printed version of the full Annual Report from the following address:

Corporate Services Manager
Tasman District Council
Private Bag 4
Richmond 7050

3. Significant Variances compared to the Annual Plan

The Council made a net surplus of \$6.331 million (budgeted surplus of \$6.719 million).

Explanations for major variations from the budget are as follows:	
Revenue and expenditure	\$(000's)
2009 ANNUAL PLAN SURPLUS	6,719
Increases/(reductions)	
Other Revenue	6,331
Other Gains/(Losses)	394
Other increases in revenue	(491)
Recreation & Leisure	(937)
Transportation	(4,095)
Sanitation, drainage and water supply	(639)
Community support services	(1,333)
Other Expense variances	(151)
Taxation	533
	(388)
2009 ANNUAL REPORT SURPLUS	6,331

The major reasons for the variance between actual and estimated net surplus were:

Other revenue is up on budget due to assets vested in Council being \$2,673,000 higher than expected, Development Contributions being \$250,000 higher than expected, Reserve Financial Contributions being \$777,000 higher than expected, NZTA subsidies being \$1,085,000 higher than expected, regulatory income being \$618,000 higher than expected, refuse income being \$385,000 higher than expected and community facilities income being \$340,000 higher than expected.

Other gains and losses are up on budget due to a decrease on the forestry revaluation of \$1,517,000 which had not been budgeted for, and a gain in valuation of the interest rate swaps of \$1,875,000 which had not been budgeted for. TDC does not budget for gains and losses due to the inherent difficulties in forecasting market conditions.

Transportation expenditure increased due to increased operations and maintenance work being undertaken, as well as unbudgeted for emergency works. These have been partially offset by an increase in Land Transport subsidies. There has also been an increase in depreciation expense over budget resulting from the roading revaluation.

Sanitation, drainage and water supply expenditure increased due to increased maintenance being required in the Water Supply activity, as well as the increase in the operational costs for refuse due to increased volumes. Rivers expenditure was also over budget due to a carryover from the previous year which was to ensure the completion of work commenced in the 2007/2008 financial year or work held up by resource consent processes. There has also been an increase in depreciation expense over budget due to revaluations.

Community Support Services was up on budget due to the timing of Community Facility Rate projects undertaken. [There was \$1.5m budgeted in the current year towards the Saxton Field Stadium with the remaining funding being in the 2009/2010 financial year. TDC's identified contribution towards this project is \$3.8m (includes inflation). There was \$3.4m spent on this during the current financial year.]

Recreation and Leisure was up on budget due to an increase in Reserve Financial Contributions maintenance projects being undertaken. (The majority of these projects were scheduled to commence in the 2007/08 financial year. There was also an increase in the depreciation costs allocated to camping grounds and Parks & Reserves.

Explanations for major variations from the budget are as follows: Statement of Financial Position	Actual \$(000's)	Annual Plan \$(000's)	Variance \$(000's)
The carrying values of the following items vary significantly from those forecast in the Annual Plan			
Cash and cash equivalents	1,606	3,885	(2,279)
Trade & Other Receivables	10,861	8,407	2,454
Derivative Financial Instruments	1,875	-	1,875
Trade & Other Payables	(14,338)	(10,925)	(3,463)
Investments in Associates	80,454	68,277	12,177
Forestry Assets	16,134	19,305	(3,171)
Property, plant and equipment	1,051,301	968,801	82,500
Term Borrowings	(85,273)	(98,885)	13,612
Reserve Funds	(11,801)	(9,291)	(2,510)
Revaluation Reserves	(570,006)	(471,492)	(98,514)

The major reasons for the variance between actual and estimated Statement of Financial Position values were:

Cash and cash equivalents have decreased due to the timing of payments as well as the increase in operating costs. This has affected Council's working capital position.

Trade & Other Receivables have increased due to the timing of Council's invoicing of debtors as well as an increase in overdue accounts, which are being actively followed up by Council. This has affected Council's working capital position.

This is the first year that Council has used interest rate swaps.

Trade & Other Payables have increased due to the timing of Council's projects being undertaken. This has affected Council's working capital position.

Investment in Associates has increased due to the share of surplus and movements in revaluation reserves being higher than budgeted for in the 2007/08 financial year. This resulted in a higher opening balance in the current year which was not taken into account as it was unknown until after the 2008/09 budgets had been set.

The Forestry asset has decreased mainly due to the large forestry revaluation losses from the prior year not being taken into account in the preparation of the budget, as well as a large forestry revaluation loss in the current year. [A significant portion of the current year forestry revaluation loss is due to the major windstorm on 30 July 2008 and snow storms from 14 to 16 August 2009 which caused widespread damage to Council's property].

The property, plant and equipment asset increase is primarily due to the effect of the utility asset revaluation undertaken during the year. These revaluations resulted in an increase of \$59,589,000. [The actual opening balance at the beginning of the 2008/2009 year were also higher than that estimated at the time of preparing the 2008/2009 Annual Plan mainly due to the roading and land and building revaluations undertaken last year. These revaluation gains were higher than those projected].

Term borrowings are down on budget due to less capital projects being undertaken than budgeted.

Reserve funds have increased primarily due to the actual opening balance at the beginning of the 2008/2009 year being higher than that estimated at the time of preparing the 2008/2009 Annual Plan.

Revaluation reserves are up primarily due to the effect of the asset revaluations undertaken during the year. These revaluations resulted in an increase of \$59,589,000. [The actual opening balance at the beginning of the 2008/2009 year was also higher than that estimated at the time of preparing the 2008/2009 Annual Plan mainly due to the roading and land and building revaluations undertaken last year. These revaluation gains were higher than those projected]. There was also a \$533,000 decrease in revaluation reserves due to the effect of the recognition of the deferred tax liability on port assets.

Tasman District Council Significant Performance Measures & Targets

For the year ended 30 June 2009

The Council aims to contribute to the cultural, environmental, social and economic well-being of the community through eight Community Outcomes. For further information on Community Outcomes and their linkages to the Groups of Activities please refer to the full Annual Report. The Top of the South Indicators Report September 2009 is available. This report provides information on the progress being made towards the Community Outcomes by the three Top of the South Councils and other agencies.

This is the third year that Council is reporting against the measures contained in its Long Term Council Community Plan 2006/2016 (LTCCP) and details can be found within the Statements of Cost of Service section in the full Annual Report.

In Council's Annual Report we have reported on a comprehensive list of performance measures and targets for each activity of Council. This summary lists a few of those key measures and reports Council's performance against these measures during the year

Activity	Measure/Target	Result
Resource Policy	The level of community support for Council's policy and plan initiatives. The progress benchmark is 75% satisfaction level achieved for process and results, but acknowledging that communities may be diverse in their valuation of planning results.	Reported residents satisfaction level of 69% with 11% unable to answer (cf 62% and 16% in 2007/2008). 20% not very satisfied for reasons that include over regulated and poor planning/management (cf 22% in 2007/2008).
	To undertake strategic development planning for urban and rural growth areas in the District. Draft or proposed planning documents have been released in relation to development opportunities in Richmond East and West and Takaka-Eastern Golden Bay, Mapua-Ruby Bay and Motueka. These processes will progress through the statutory procedures under the Resource Management Act. Work on intensification options in the Richmond CBD/central area and Western Golden Bay will also be advanced in 2008/2009.	Council continues to work on the Richmond West rezoning proposal and released a discussion paper on Motueka West and Central development options in February 2009. Further developed policy paper on Eastern Golden Bay and Mapua development options. Appeals to the Environment Court on unresolved matters concerning Richmond South pending.
Resource Information	Timely reporting of air quality data with the aim of having no more than one exceedance by 2013	An annual report was submitted in September 2008. There were 21 exceedances of the air quality standard in the period May to August 2009 (21 exceedances May to August 2008).
	Progress is measured by the level of community support and awareness for the information collected and released. Surveys are undertaken with a target of 75% of residents rating their satisfaction as fairly satisfied or better.	Reported residents satisfaction level of 75%, with 16% unable to answer (72% and 20% respectively in 2007/2008).
Resource Consents and Compliance	Target of 75% of residents rating their satisfaction with this function as "fairly satisfied" or better in annual surveys.	Reported residents satisfaction level of 66%, with 4% unable to answer (70.7% and 2.4% respectively in 2007/2008). 30% not very satisfied for reasons which include time delays, expense, and too much red-tape (cf 26.9% in 2007/2008).
	To respond to enquiries and undertake the necessary consultation, analysis and processing of resource consent applications related to Council's resource management functions.	Council continues to respond to enquiries and all other aspects of resource consent applications on an ongoing basis (see Appendix 1 in Annual Report for details). Staff serviced, by way of providing reports and attending, 31 consent hearings held during the year (24 Consent Committee and 7 Commissioner hearings), (cf 30 consent hearings in 2007/2008). 22 appeals against 10 Council decisions were received (cf 11 in 2007/2008). The consent workload involved some significant projects for the District, including a proposed hydro-electric power station on the Matiri River. 83% of the 960 resource consent applications were processed within the statutory timeframes (cf 90% of 1,135 in 2007/2008).

Tasman District Council Significant Performance Measures & Targets

For the year ended 30 June 2009

Activity	Measure/Target	Result
Environmental Education, Advocacy and Operations	To identify and promote opportunities for achieving sustainable management of natural and physical resources through implementing Council's Environmental Education Strategy including sector codes of compliance, and education and advocacy for sustainable environmental management practices.	<p>Completed a wide range of education and advocacy initiatives including:</p> <ul style="list-style-type: none"> • A very successful environmental festival "Ecofest" was held in August 2008 with approximately 5000 people attending the two-day main event. • The annual Environmental Awards programme was run in November 2008. The entries were of a high standard and well over 100 people attended the awards ceremony. • The Enviroschools programme is achieving great results with 8 schools signed up so far. • Waimaori Streamcare Programme – both TDC and NCC support this programme, which has worked with schools and local people to actively monitor the health of streams through practical, hands-on workshops from a Maori perspective. • Conservation Week – activities and kids competitions were held. • Waste Education Services – has been working with schools, businesses and communities to minimise waste. • Youth Environment Forum – forty young people supported to become active in the environment. • With funding support from MfE the Reservoir Creek urban stream project has involved stream rehabilitation, riparian planting, testing for water quality, and active involvement by hundreds of children and people from the community. <p>General environmental publicity through Newslite, Ecobuzz (schools) and a weekly radio slot, published various articles and brochures to targeted audiences. Continued collaborative work with Nelson City.</p>
	To sign off with Ministry for the Environment over the clean-up of the former Fruitgrowers Chemical Company site at Mapua.	Council continued to work with the Ministry for the Environment (MfE), and MfE Site Auditor's Report released 31 July 2009. Site Auditor's report confirmed site was 'fit for purpose' but did recommend further monitoring of soil and groundwater, which MfE has accepted and will pay for.
Regulatory Services	To respond to enquiries and discharge inspectorial responsibilities under the Health Act, Building Act, Sale of Liquor Act, and the Hazardous Substances and New Organisms Act, and associated Council bylaws.	<p>Plan checking and inspectorial responsibilities under the Health, Building, and Sale of Liquor Acts and Council bylaws were discharged using professionally trained and qualified staff and contractors.</p> <p>90.6% of 1417 building consents were processed within the statutory processing time limit (cf 2007/2008 = 64%). The average processing time was 12 days (cf 2007/2008 = 20).</p> <p>Following much effort to review systems and procedures, we became an accredited Building Consent Authority in July 2008.</p> <p>Released amendment to Control of Liquor in Public Places bylaw in September 2008.</p>
Land Transportation	Council will maintain the network to not less than the standards and guidelines agreed annually with Land Transport NZ.	Council has met the standards and guidelines agreed with NZTA. Modelling based on the pavement database shows future needs are in line with current and proposed programme of improvements for reseals and rehabilitation.

Tasman District Council Significant Performance Measures & Targets

For the year ended 30 June 2009

Activity	Measure/Target	Result
Subsidised Land Transportation	AREA-WIDE PAVEMENT TREATMENT- 6-8 km sealed plus 2 km unsealed annually (Budget \$1,260,000)	Area-wide pavement treatment undertaken to a number of roads including Dominion Road near Old Coach Road, various sections on Korere Tophouse Road, Lee Valley Road, Tadmor Valley Road, Moutere Highway, Motueka Valley Highway and White Road. There has been \$1,205,582 spent on these projects to 30 June 2009. There was 5.3km of sealed and 1.6km of unsealed pavement treatment undertaken during this year. The reason for the reduced length from the targets was that these were the lengths able to be justified to meet the NZTA net present value calculation for the least cost option.
	MAINTENANCE CHIP SEALS - 60- 70 km annually (Budget \$1,630,000)	This activity is nearly complete. Projects undertaken for the year include Mangles Valley Murchison, Collingwood – Puponga Main Road, and Greenwood Street Motueka. There has been \$1,577,526 spent on these projects to 30 June 2009.
	PATON ROAD – Bateup to White Road (Budget \$2,000,000)	This project has been deferred to the 2009-19 LTCCP.
	CYCLE LANES – various in conjunction with other works (Budget \$211,000)	The construction of shared use paths to the Railway Reserve cycleway from Lower Queen Street to the Appleby Overbridge and Rototai Road was undertaken. Carry-overs to complete the Railway Reserve project will be required as it was extended. There has been \$279,108 spent on this project to 30 June 2009.
Non Subsidised Land Transportation	NEW FOOTPATHS - Various District wide (Budget \$105,678)	This project is completed. The sites include Thorp Street, Selwyn Street Motueka, Lord Rutherford Road North, Bateup Road, and Iwa St Mapua. There has been \$154,407 spent on this project to 30 June 2009.
Coastal Structures	Ruby Bay - Coastal Protection (Old Mill Walkway) (Budget \$1,500,000)	A Resource Consent was granted on 21 May 2009. Detailed design is in progress with tenders expected to be advertised and awarded in the next financial year. Negotiations with landowners for private contributions are continuing. There has been \$44,172 spent on this project to 30 June 2009.
	Port Taranoko – New Marina Work (Budget \$580,000)	There has been \$221,102 spent at Port Taranoko to 30 June 2009. Work undertaken included a security fence for the wharf, and the extension of the Western Inner Arm. A contract has been let for the design work for the new marina development on the western side of the port.

Tasman District Council Significant Performance Measures & Targets

For the year ended 30 June 2009

Activity	Measure/Target	Result
Refuse	95% minimum compliance with all consents and / or operating conditions.	<p>All operational sites are designated or hold consents for land use activities.</p> <p>Discharge consents have been obtained for Eves Valley landfill and each of the Resource Recovery Centres (RRC) at Richmond, Mariri, Takaka, Collingwood and Murchison.</p> <p>The following compliance is being achieved:</p> <ul style="list-style-type: none"> • 100% of the RRC's currently operate according to their site management plans. • 95% of consent conditions are being complied with at Collingwood, • 93% of consent conditions are being complied with at Takaka, • 60% of consent conditions are being complied with at Richmond RRC. The remaining 40% of conditions relate to the monitoring of sediment leaving the site. With the installation of a sediment interceptor and other works onsite most sediment is collected and disposed of to landfill. Further investigations relating to the monitoring requirements of the site need to be undertaken before changes of consent conditions to better reflect the sites discharges will be undertaken. • The Murchison RRC discharge consent was granted 15 April 2009. The transition from landfill to RRC was completed on 1 May 2009 with waste material now being transferred to Eves Valley for disposal. No composting is currently being undertaken on site. • The Mariri RRC resource consent application was submitted 30 June 2009 and granted 31 August 2009. • 76% of consent conditions are being complied with at Eves Valley. • Eves Valley landfill monitoring results continue to exceed monitoring criteria; however background monitoring results also exceed guidance levels. Further review of these conditions will be undertaken over the next year to establish a new baseline for compliance and a variation to the consent will be sought. <p>Two incidents of contamination of surface water were recorded during the 2008/09 period. The first incident in August 2008 resulted in a significant contaminated discharge, with visual effects extending right to the confluence with the Eves Valley stream. Operational and supervisory changes following this incident enabled the second incident in June 2009 to be confined to the stormwater sedimentation ponds and no discharge occurred.</p>
	Survey shows that 61% of customers are satisfied with the rubbish collection and kerbside recycling services.	<p>Council's latest residents survey shows that overall 75% of residents are satisfied with rubbish and recycling services (2008: 69%).</p> <p>Council also had National Research Bureau Ltd conduct a separate Solid Waste Services Survey in March/April 2009. This survey shows that overall 98% of residents are satisfied with rubbish and recycling services (2008: 69%).</p> <p>Refuse:</p> <ul style="list-style-type: none"> • 72% Very Satisfied • 26% Fairly Satisfied • 1% Not Very Satisfied • 1% Don't Know <p>Recycling:</p> <ul style="list-style-type: none"> • 62% Very Satisfied • 35% Fairly Satisfied • 3% Not Very Satisfied
	Murchison Landfill (Budget \$67,210)	<p>The former landfill at this site was closed and capped in May. The capping has been funded by \$86,000 from a landfill provision for closure made in previous financial years. Development of the transfer facility was complete and commissioned in May. Related site works were completed in the 4th quarter. [Approval to carry forward an unspent 2007/08 budget of \$57,000 towards this project was made by the Engineering Services Committee on 16th October 2008]. There has been \$183,503 spent on this project to 30 June 2009.</p>

Tasman District Council Significant Performance Measures & Targets

For the year ended 30 June 2009

Activity	Measure/Target	Result
Wastewater	The level of overflows into the environment from wastewater pumping stations and treatment facilities will be kept to below a sustainable level.	Overflows are monitored via Council's confirm database to ensure that the overflows do not exceed the level of service as stated in Council's Activity Management Plan. There were 54 incidents of overflows during the year (cf 77 in 2007/2008). Target of 40 per Activity Management Plan.
	Mapua reticulation upgrade and renewal (Budget \$1,606,305)	This project will be tendered in Oct/Nov 2009. Iwi and Historic Places Trust approvals have been gained.
	Pohara/Tata Beach reticulation upgrade and renewal (Budget \$2,007,882)	The tender for Delaneys Pump Station has now closed, with works expected to commence in October 2009.
	Takaka Treatment Plant upgrade (Budget \$1,704,440)	This project is now included in the 2009-19 LTCCP to be undertaken in 2010/11.
Stormwater	Survey shows 80% of customers are satisfied with the stormwater service they receive.	Most recent resident survey data records Council as receiving a 67% rating of "at least satisfied" with the stormwater services residents received, with 19% unable to comment. (2008: 63% satisfaction level with 26% unable to comment).
	Pipework improvements Bird Street/ Elizabeth Street (Budget \$977,251)	Work is near completion with expected completion in October 2009. There has been \$1,434,044 spent on this project to 30 June 2009. [Approval to carry forward an unspent 2007/08 budget of \$780,000 towards this project was made by the Engineering Services Committee on 16th October 2008].
	New channel from Poutama Street Richmond to Borck Creek to divert stormwater away from the Gladstone Road system. (Budget \$1,200,000)	Work has been included in the 2009-19 LTCCP. The work is scheduled to be undertaken from 2011-13.
Rivers	Council manages the river management rating funds within 10% of budget.	Council has satisfied this objective with income being within 10% of budget. Expenditure was over budget due to the Engineering Services Committee approving a budget carryover of \$273,000 from the 2007/2008 Rivers budget into the 2008/2009 financial year at its 19 February 2009 meeting. The carryover was to ensure the completion of work commenced in the 2007/2008 financial year or work held up by resource consent processes.
Water Supply	Survey shows 83% of customers are satisfied with the water supply service they receive.	The latest residents survey data provided to Council records an overall satisfactory rating of 65% for services provided to water supply facilities, with 26% unable to comment. (2008: 56% satisfaction level with 29% unable to comment)
	Monthly testing confirms that water meets the Drinking Water Standards NZ.	All testing was done and recorded in the WINS database. During the course of the year Council had 9 microbiological transgressions. (cf 4 in 2007/2008). Four of these transgressions occurred at the Upper Takaka reticulation prior to its upgrade.
	Increase level of storage in various schemes: Richmond (Budget \$975,000)	Land negotiations are still continuing with various parties.
	Lee Valley investigation. (Budget \$264,195)	Project has confirmed the dam site. Technical work is progressing on the dam site design, and related environmental and economic research.
	Wakefield Supply Improvements Investigate a new water supply, treatment plant, pump station and rising main in Wakefield. Water is proposed to be sourced from the groundwater aquifer. (Budget \$862,333)	A contractor is on site, with work expected to be completed by March 2010. A tender was awarded for \$529,660 for this project.

Tasman District Council Significant Performance Measures & Targets

For the year ended 30 June 2009

Activity	Measure/Target	Result
Libraries	The number of items borrowed	Items borrowed at TDC Libraries during the 2008/2009 year amounted to: 665,915. (2007/2008 total: 634,802)
	The size of collections and increase in the number of items in the collection	The Council's library collection at 30 June 2009 amounted to approximately 116,000 items (2007/2008: 126,393). The Environment and Planning technical library of approximately 3,500 books is now not included in the library collection count as they are not available to the public. There was considerable effort during the financial year to remove the number of obsolete/out of date items from the collection as 65% of the collection was between 10-20 years old, and there was to be a decrease in available library space from renovations. Council purchased 14,267 new titles for 2008-09 (14,124 new titles in 2007-08).
	Richmond library extension into area formerly occupied by Wrightson NMA Limited	A tender was awarded by 30 June 2009. Work commenced in August 2009. The budget for this project is \$2.3m. A contract for the building has been let for \$1.6m with a completion date of April 2010.
Cultural Services and Community Grants	The numbers of applications received from individuals and organisations for funding rounds.	Tasman District Council Community Grants received 111 applications from community grants. (2008: 147 applications).
Community Recreation	The percentage of residents expressing satisfaction with, and awareness of, Tasman District's recreational events and opportunities.	The latest residents satisfaction survey reported 74% of residents were very or fairly satisfied with recreation programmes and events, with 23% unable to answer (2008: 81% and 16%)
Camping Grounds	Twice-yearly inspections (or a minimum of at least once a year) are carried out to ensure the lessees maintain the assets as defined in the lease agreements.	Inspections of all camping grounds were carried out between March and May 2009. The assets are being maintained as required. There has been work undertaken recently at all camping grounds. Fearon's Bush camp ground was named as the 'Top 10 Holiday Parks Most Improved Camp Ground in New Zealand', with Pohara Beach being runner-up.
	Pohara Beach Top 10 Holiday Park is to undertake a \$450,000 facility upgrade at a net cost to Council of \$300,000	This project was completed by 30 June 2009. Council's share of the cost is \$300,000. There has been \$404,219 spent on this activity to 30 June 2009.
	Riverview Holiday Park is to undertake a \$150,000 facility upgrade	The facilities upgrade has been completed at a cost of \$180,698.

Tasman District Council Significant Performance Measures & Targets

For the year ended 30 June 2009

Activity	Measure/Target	Result
Parks & Reserves	Produce a policy document for cemeteries and to develop a cemetery strategy.	The Draft Cemetery Standard Operating Procedures document went to the Community Services Committee meeting on 21 May 2009 for Councillors comment. It is expected to be finalised at the September meeting of the Community Services Committee. [Note: The Cemetery Standard Operating Procedures were adopted on 24 September 2009].
	Public conveniences - Progress is measured by the level of ratepayer satisfaction, site inspections and response times to complaints with a target of 75% satisfaction.	The latest residents survey data provided to Council records an overall satisfactory rating of 67% for public conveniences, with 17% unable to answer. (2008: Satisfaction level of 68%, with 18% unable to answer.)
	Support Coast Care and revegetation projects.	Council continues to support Coast Care and revegetation projects. Work has been undertaken at Rabbit Island, Little Kaiteriteri, Stephens Bay, Torrent Bay, Pohara Beach, Tata Beach and other areas in Golden Bay.
	We aim to have all sports user groups express a high level of satisfaction with the amount of ground facilities available for use. This will be measured by surveying sports user groups.	96% of users of Council's recreation facilities were satisfied or very satisfied, as measured through the residents survey.
	At least 90% satisfaction with the provision of community buildings measured through community surveys	The latest residents survey data provided to Council shows that 70% are satisfied or very satisfied with Council's public halls and community buildings, with 24% unable to reply. (This area was not specifically targeted in the 2008 survey).
	Upgrade and develop walkways throughout the District.	This is ongoing. Projects completed include Mapua Recreation Reserve Walkway at a cost of \$15,000. Keep Motueka Beautiful has completed the Wharf Road to Courtney Street East walkway (Inlet Walkway). A sealed path has also been completed from Queen Street to the Appleby overbridge.
Property	Appoint designers/developers for the commercial and residential zoned land of the former contaminated land at Port Mapua.	The site auditors report was received on 31 July 2009. Design/development should occur in the 2009/10 financial year.
Forestry	Sustain the target of 21,000 – 30,000 tonnes per year annual harvest and subsequent replanting and tending.	Harvesting was centred at the Rabbit Island and Kingsland forests. Total harvested volume was 28,413 tonnes.

Tasman District Council Significant Performance Measures & Targets

For the year ended 30 June 2009

Activity	Measure/Target	Result
Community Facilities Rate	<p><i>Murchison Sport Recreational and Cultural Centre</i> The centre is due for completion in August/September 2008 at an estimated cost of \$3.2 million (approximately \$600,000 of which is being raised locally). The rating impact of the Council loan required for this project will see the sum of \$12.00 added to the District Facilities Rate from 1 July 2008.</p>	The new centre officially opened on 27 September 2008 at a cost of approximately \$3.3 million. Fund raising by the local community exceeded the \$600,000 estimate.
	<p><i>Motueka Recreation Centre</i> An \$800,000 capital works programme is scheduled for 2008/2009 which will be funded by way of loan. The rating impact for this is \$2.00 per rateable property from 1 July 2008, increasing to \$3.68 from 1 July 2009.</p>	Final drawings for this project have been completed. Tenders will be called in September 2009.
	<p><i>Athletics Development</i> Athletics Nelson, Waimea Harrier Club and Tasman Tigers combined to make a funding application for the development of an all-weather athletics track at Saxton Field. The estimated project cost is \$1.6 million and the Regional Funding Forum has recommended that the Tasman District Council's contribution be \$0.5 million. This will be loan funded and will have an annual Regional Facilities Rate cost of \$2.30 per rateable property throughout the District. This will impact from 1 July 2008.</p>	The new all-weather track was completed in April 2009 at a cost to Council of \$444,000.
	<p><i>All Sports Complex, Saxton Field</i> The (Joint Councils) Regional Facilities Committee has accepted an application from a number of sporting and recreational associations for an indoor stadium to be built on Saxton Field. This is scheduled for construction during 2008/2009. Council's identified contribution to this project is \$3.5 million. This will be loan funded. This will impact from 1 July 2008.</p>	The Indoor Stadium building commenced in mid 2008 and is scheduled for completion by 30 September 2009, with the official opening in October 2009.
	<p><i>Trafalgar Centre Extension/Upgrade</i> This is a Nelson City Council project that involves the Tasman District Council because of the regional activities held at the centre. The share of costs apportioned on the regional use of the centre is \$530,000. This will be loan funded and will have an annual Regional Facilities rates cost of \$2.44 per rateable property from 1 July 2008.</p>	The extension and upgrade of the Trafalgar Centre has been completed and Council's share of the costs of \$528,000 was paid in June 2009.
Emergency Management	Customer satisfaction with the service provided.	The latest residents survey data provided to Council shows that 58% of residents are satisfied or very satisfied with Council's emergency management, with 32% unable to reply. (2008: Level of Satisfaction was 50%).

AUDIT REPORT

TO THE READERS OF TASMAN DISTRICT COUNCIL'S
SUMMARY ANNUAL FINANCIAL STATEMENTS, PERFORMANCE INFORMATION
AND THE OTHER REQUIREMENTS
FOR THE YEAR ENDED 30 JUNE 2009

We have audited the summary financial statements, performance information and the other requirements as set out in pages 3 to 20.

Unqualified Opinion

In our opinion:

- the summary financial statements, performance information and the other requirements represent, fairly and consistently, the information regarding the major matters dealt with in the annual report; and
- the information reported in the summary financial statements, performance information and the other requirements complies with FRS-43: Summary Financial Statements and is consistent with the full financial statements from which it is derived.

We expressed an unqualified audit opinion, in our report dated 29 October 2009, on:

- the full financial statements;
- the performance information; and
- the Council's compliance with the other requirements of Schedule 10 of the Local Government Act 2002 that apply to the annual report.

Basis of Opinion

Our audit was conducted in accordance with the Auditor General's Auditing Standards, which incorporate the New Zealand Auditing Standards. Other than in our capacity as auditor, we have no relationship with or interests in the Council.

Responsibilities of the Council and the Auditor

The Council is responsible for preparing the summary annual report and we are responsible for expressing an opinion on those summary financial statements, performance information and the other requirements. These responsibilities arise from the Local Government Act 2002.



S M Tobin, Audit New Zealand
On behalf of the Auditor General
Christchurch, New Zealand
23 November 2009

Matters relating to the electronic presentation of the audited financial statements, performance information and the other requirements

This audit report relates to the financial statements, performance information and the other requirements of Tasman District Council for the year ended 30 June 2009 included on the Council's website. The Council is responsible for the maintenance and integrity of its website. We have not been engaged to report on the integrity of Council's website. We accept no responsibility for any changes that may have occurred to the financial statements, performance information and the other requirements since they were initially presented on the website.

The audit report refers only to the financial statements, performance information and the other requirements named above. It does not provide an opinion on any other information which may have been hyperlinked to or from the financial statements, performance information and the other requirements. If readers of this report are concerned with the inherent risks arising from electronic data communication they should refer to the published hard copy of the audited financial statements, performance information and the other requirements as well as the related audit report dated 29 October 2009 to confirm the information included in the audited financial statements, performance information and the other requirements presented on this website.

Legislation in New Zealand governing the preparation and dissemination of financial information may differ from legislation in other jurisdictions.

