

# EcoBuzz

EcoBuzz Edition 47

Term 3 2012



**IN THIS ISSUE:**

- Ecofest 2012
- Funding information
- Three classroom activities
- Matariki Celebrations
- Hyperwaste Art Expo
- Enviroschools Teacher Hui

## Kia ora tatou

Happy winter folks! Thank you for reading EcoBuzz and of course for sharing it with others – adults and children alike. We share a wonderful range of information, ideas, opportunities and activities. Thanks to all the contributors.

Remember to think of spring and what needs to be prepared for the gardens – do you have the seed raising mix organised, have you checked the seeds from last year – are they still dry and healthy looking, have you got seeds germinating and seedlings growing? These activities all make wonderful opportunities to experiment – letting children discover what is needed to grow plants rather than just been told.

Winter is a hard time for many of our native birds and so we hope you make use of the bird activities – which can provide a wonderful opportunity for students to see they can make a positive difference to their world.

*Thanks Jo, Lindsay, Rob, Adie and Claire*



***E koekoe te tūi, e ketekete te kākā, e kūkū te kererū.***

**The tūi chatters, the parrot gabbles, the wood pigeon coos.**

**Its popular meaning 'It takes all kinds of people...'**

## Contents

News from the Councils	3–4
Regional Updates	5–6
Enviroschools	7–10
Schools Taking Action	11–13
Provider Updates	14–16
Snippets	17–18
Calendar	19–20
Teacher Activities	20–24

## The Team

### Nelson City Council



**Jo Martin**  
Environmental Education Officer  
Ph. 545 8728  
jo.martin@ncc.govt.nz



**Lindsey Fish**  
Environmental Facilitator  
enviroschools@ncc.govt.nz

### Tasman District Council



**Rob Francis**  
Environmental Education Officer  
Ph. 543 8484  
rob.francis@tasman.govt.nz



**Adie Leng**  
Environmental Education Co-ordinator  
Ph. 543 7222  
adie.leng@tasman.govt.nz



**Claire Webster**  
Environmental Educator  
Ph. 525 0020 (ext 450)  
claire.webster@tasman.govt.nz

## Orphanage Stream Planting – Family Fun Day

**Sunday 5th August!**

People from Nelson and Tasman alike are encouraged to come by bike to the planting day that's being held at Orphanage Stream on Sunday, 5 August from 10am to 2pm. The planting site is located along the Coastal bike path (where the stream comes out past Bunnings in Stoke) – but if you can't come by bike, then the closest place to park is Elm Street, and then follow the signs along the shared path to the planting area (two minutes walk).

Nelson City Council's Sustainability Adviser Karen Lee says the day is all about planting to improve whitebait habitat, and as it's on the shared path it makes sense for people to jump on their bikes to get there. "We've got some fantastic spot prizes for those that do and you can even go in the draw to win a new bike."

As well as planting, there will be quiz trails, spot prizes, bike checks, a free sausage sizzle, face painting and some whitebait-focused activities.



*Liam Weallans (left) and Caleb Mansbridge got to the planting day at the Tahunanui Beach on their bikes. People are encouraged to do the same for the upcoming Orphanage Stream planting day.*



## Framing our Future – make it happen!

Thanks Nelson – you created a vision for how you want our city to be in 50 years time. Now we need your help to turn the vision into action. Join us in the first week of August at our next round of community workshops where we need

everyone to help choose the right things to do to achieve our vision for Nelson. Choose the session time that best suits you:

**Wednesday 8 August 2pm to 4.30pm**

**Wednesday 8 August 7pm to 9.30pm**

**Thursday 9 August 9.30am to 12 noon**

All workshops will be held at the Victory Room at the Trafalgar Centre. It would be handy if you can let us know which session you'd like to attend by emailing [sustainability@ncc.govt.nz](mailto:sustainability@ncc.govt.nz) but you are also welcome to just turn up on the day. For more information please contact Sarah Yarrow on 545 8742 or Karen Lee on 546 0339. To find out more about the process so far visit the website [www.nelsoncitycouncil.co.nz](http://www.nelsoncitycouncil.co.nz) and search on Framing our Future.

## Zero Waste Grants Open in Tasman

Do you have a great idea that could reduce waste? TDC's Zero Waste Grant Fund may be able to help you put it into practice.

Zero Waste Grants are available for initiatives that promote waste minimisation and help to educate communities about the importance of reducing waste. Funding is available to schools, early childhood education centres and community groups throughout the Tasman District for projects and initiatives that reduce waste to landfill.

The maximum amount that can be applied for is \$1000. This is a contestable fund.

The closing date for grant applications of \$1000 or less is Monday 17 September 2012.

You can download an application form from [www.wes.org.nz/zero-waste-grants](http://www.wes.org.nz/zero-waste-grants) or contact Karen Driver at Waste Education Services on 03 545 9176 ext 2 or via email at [karendriver@nec.org.nz](mailto:karendriver@nec.org.nz) for further information about the fund or for an application form.



## 'Trash to Treasure'



"The Nelson Children's Library activity room was busy in the holidays with their 'Trash to Treasure' school holiday programme. Every day there were stories and activities based on making cool stuff out of left-over treasure or spare things around the house. Samuel and Reuben Keighley made robots out of boxes, and Theo and others made awesome rubber-band powered cars. Have your class make their own rubber-band powdered cars – see page 22 for instructions.



**The Expo is on Saturday 18 August 10.00am - 5.00pm & Sunday 19 August 10.00am - 4.00pm at the Trafalgar Centre. Only \$5 for adults & free for kids!**

## Way2Go Bike Skills for Kids!

**Sunday 5 August: 10.00 am – 1.00 pm**

Kids bring your bikes and helmets!

Location: On the grass next to the Motueka

Sunday Market.

Rain date: Sunday 12 August 2012.

## Funky Fashion Shows at the Ecofest Expo

**Saturday 18 & Sunday 19, 12.30 pm**

Recycled fashion – made from recycled products Op

Shop Challenge – buy a complete outfit

The Funky Fashion show will be held at Ecofest at the Trafalgar Centre, Nelson.

Come and vote for your favourites!

## Random Rewards Week!

**Monday 13 August – Friday 17 August**

Walk, bike or bus during this week and you may just be the lucky recipient of a Random Reward!

Watch out for Council staff or the More FM crew!

## Planning your next crop of veggies

**Saturday 18 & Sunday 19, 1.30-2.30**

What to plant & when: With the “Grow It” group.

---

## Children’s Competition - the Ecofest Alternative-Powered (Toy) Car Challenge. Races at 2 pm each day!

We would like to invite students from Nelson/Tasman school to create a vehicle for the Ecofest Alternative-Powered (Toy) Car Challenge! Anything goes as long as it isn’t powered by fossil fuels. Think creative! Whether it’s solar power or rubber bands, as long as it can move forwards under its own power, it’s in!

Entries will be judged at Ecofest, on the weekend of 18/19 August, at the Trafalgar Centre, utilising a 25m straight track and timing devices.

Categories will include Speed; Innovation; Best Use of Recycled Materials; and Sheer Whackiness! We can’t wait to see what our creative pool of transport talent in local schools comes up with. Each category winner will receive \$100 cash for their school, proudly sponsored by Bowater Toyota, a division of BMG.

Teachers please urgently contact: Jo Reilly, Event Manager on [Ecofest@xtra.co.nz](mailto:Ecofest@xtra.co.nz) or tel: 03 5433 663 if you have students intending to enter.

PS – We are also doing a CO2 car challenge, so if your school creates CO2 powered cars, please let us know and you can enter in that competition also!





## School students experience 'real' science!



In May the Cawthron Aquaculture Park was home to some unusual visitors. Over 180 Year 13 biology students from around the region immersed themselves into the wonderful world of aquaculture.

As part of their school credits, each student studying Year 13 biology investigates adaptations in a living organism. To assist, Cawthron Institute, NMIT and the University of Otago collaborated to produce a free 2-3 day workshop for the students based in the NMIT lab at the Cawthron Aquaculture Park. Workshops included a tour of the Cawthron labs to see researchers in action and hands-on tutorials by Jo Thompson (Community Educator, Cawthron) and Richard de Hamel (University of Otago) and

Roger Waddell (ex-HOD Science and now NMIT educator). Mark Burdass and Roger of NMIT provided a lecture on further education in aquaculture.

The interactive workshops included dissections and a question/answer session with a senior scientist from the Cawthron aquaculture team. Students managed their individual research projects within the laboratory. The workshops were a huge success for everyone involved, especially the students!

## Maori Programmes at the Museum

Nga Koiora a Raranga - Yrs 1 - 5



Our wonderful stained glass window is used as a focus for this programme. Students will learn some of the natural history and the legends of the creatures depicted. Objects from our collection will be used to support the programme. Students will then make their own 'stained glass' images.

For more information email Nicki and Cindy at [education@museumnp.org.nz](mailto:education@museumnp.org.nz) or check the website at <http://www.museumnp.org.nz/education/currentprogrammes.htm>

**Save Our Snails**

At the Nelson Provincial Museum  
<http://www.museumnp.org.nz/education/currentprogrammes.htm>

**Giant Land Snails of Te Tau Ihu**  
July 27th to mid November

An exhibition that advocates for a sustainable future for our snails.

Nature of Science: Understanding, Communicating, Participating  
Science strand: Ecology and Evolution  
Value: Ecological Sustainability  
Social Sciences: Conceptual Strand: Place and environment



## Tahunanui Envirogroup continue to reduce school waste



*The Tahunanui School Envirogroup, with Leadteacher- Natasha Bankers, visit the Hyper-waste Expo as part of their research into exploring alternatives for waste at the school. They are using an award system to help reduce litter in the school grounds and they also learned about issues surrounding e-waste with a visit to ERIC the E-cycle Robot at the NEC.*

Tahunanui Envirogroup has been continuing their quest to reduce waste at the school following the framework of the Enviroschool Action Learning Cycle. They identified waste as an issue they wanted to look into and decided to conduct a waste audit to identify the current situation. The kids in the Envirogroup were shocked at the amount of uneaten food in the lunchtime waste they decided to report their findings immediately in the newsletter. Zane and Lockie reported;

“We found that 3 KG of food scraps had been thrown away and 2 KG of untouched food had been thrown away too. The scraps could be used for compost and as food for our worm farm. We found untouched museli bars, sandwiches, bananas, apples and mandarins. This was all in 1 day. Please ask your child what they don't like in their lunch and encourage them to eat what is provided. We are organising collecting scraps for the compost and worm farm.”

The Envirogroup had gained pre-learning about composting and worm farms as a valuable way to reduce and reuse waste from the KIDS Edible Garden programme run at the school. They are currently exploring alternative ways to deal with the food scraps including a Bokashi system that they saw when they visited the Nelson Environment Centre to increase their pool of knowledge.



## Rotoiti Retreat Top of the South Teacher Hui

**Connecting Our Communities Friday Aug 31 and Sat Sept 1.**

We have an exciting opportunity for you this term. Many of you asked for some time to reflect on what you are doing in your Enviroschools programmes, to network with others and to get some ideas and inspiration to take back to your schools

This Retreat is for you and we have some great workshops lined up, two really inspirational young people telling their story of environmental action, plus a chance to see what others are doing in their schools. Check out the programme and book early, as we are limited to 20 teachers from each region. This is open to any teachers in Enviroschools.

We will fund teacher release time and travel costs teachers to attend the Hui.

We are asking for a \$40 contribution towards food costs from each school.

This 2 day hui offers the opportunity to:

Attend a number of workshops to deepen your understanding of the Enviroschools programme

Inspire you with new ideas for strengthening community partnerships

Network with other Enviroschools teachers from the Top of the South

Relax and enjoy being surrounded by native bush and superb views of Lake Rotoiti and the southern alps.



To wet your appetite here is the workshop list and some of the other planned activities –

Rotoiti School welcome

The Flying Kiwi

Bush Skills

Speed dating!

Ecological Buildings

Energy in Schools

Camp fire stories

Canadian canoeing

Affluenza or Conscious Consumption

How to Win Friends and Influence People!

Enviroschool Kaupapa session

Think Outside the Square – Fun with ‘Up-Cycling’

Deepening Experiences with Nature

Sustainability Issues and Actions for the Environment

‘Sustainable Backyards’ games and activities

Please email Jo, Lindsay, Adie or Claire to register by August 14<sup>th</sup>. (Our emails are inside the first page

You can also register through our Council websites [www.ncc.govt.nz](http://www.ncc.govt.nz) or [www.tasman.govt.nz](http://www.tasman.govt.nz).

Search for Enviroschools.





## Waverley Street Kindergarten Taking Action to Promote Matariki

Children at Waverley Street Kindergarten learn to offer karakia before eating, sing waiata after speeches and introduce themselves in Te reo Maori. Their celebration of Matariki demonstrated the joy of acknowledging the Maori New Year as a uniquely New Zealand experience.

The New Year starts on the day of the first new moon after Matariki (Seven Sisters or Pleiades cluster) has been first sighted on the horizon. This year it also happened to be the winter solstice and shortest day/longest night of the year.



*Waverley Street Kindergarten's ngā waiata ringaringa*

The teachers of Waverley Street Kindergarten gave a warm welcome to the 50 or so families who joined the celebration. Matariki offered a great opportunity to perform in public and teachers and children performed ngā waiata ringaringa, action songs. Many of the whanau also joined in the actions with the children.

The kai was cooked in a 'drum' hangi provided by Waimea Estate and te reka nga hangi kai! A passionate karakia was offered by a parent and set the scene of gratitude for the wealth of food. The finale of the evening was watching the spell-bound children delight in the cutting of the yellow and black, star-studded, three-tiered Matariki cake.

Experiences like this from early childhood education offer a great gift to our bicultural future. As Matariki also brings new beginnings it brings a renewal of focus on conservation and gardening to the kindergarten.



## The Golden Bay Kindergarten has a new pou and a Bronze Enviroschools Award



*Children of Golden Bay Kindergarten gather by the new Pou.*

The pou, a carved post intended to symbolise the relationship between a group of people and the land, was carved by artist Chachi Roden and stands proudly at the gate to the Golden Bay kindergarten. The kindergarten's children are able to interact with the carving as they arrive for their learning sessions.

The carving has Huriawa, the taniwha of Te Waikoropupu Springs, at the top and twining down. Next there are representations of Parapara Peak, the Pariwhakaoho River and the kindergarten itself.

The elements of the pou are reflected in the kindergarten's own mihi or introductory greeting, which speaks about Parapara Peak, the Pariwhakaoho River and Huriawa. The mihi gives each child the right to identify her or himself in terms of a relationship to this place.

"There has always been a plan to have a pou," explained kindergarten spokesperson Bidy Leigh. "Right from the planning stages of Golden Bay's kindergarten, even before we spoke with the Nelson Kindergarten Association, we knew we would be doing it in partnership with Manawhenua ki Mohua."

The land the kindergarten stands on was part of a parcel gifted by the Meihana family for the purposes of education, so the relationship is a profound one, said Bidy.

Having an excellent working relationship with Manawhenua ki Mohua provides a foundation for the kindergarten. Its commitment to biculturalism is a response to the curriculum documents that prescribe how early childhood education

is to be delivered. "Our curriculum states that every child must be given the chance to develop an understanding of our dual cultural heritage," said Bidy.

As part acknowledgement for the journey the Kindergarten is on they have now received the Bronze Enviroschools Award – congratulations.



*Tamariki of Golden Bay Kindergarten receive the Enviroschools Bronze Award from Tasman District Council new CEO Lindsay Mackenzie in early June.*

## Hope School Study: What's Under The Wai?

Finding out, 'What's Under the Wai' involved Hope School students and teachers in local learning and fun watery activities. One underlying purpose helped students understand the school's eco-friendly waste water treatment refurbishment and take action with its planting.

In preparation, teachers had a professional development experience in a water catchment, with the Top of the South environmental educators (TOTSEE) and various scientists supported the activities with the students. The fantastic Cawthron display at the Nelson Provincial Museum allowed students to actually walk through a catchment and learn about many of the impacts on the health of our waterways. Students wrote: "At the Museum we were surprised at how many issues the Cawthron Institute has investigated; from mussel farming, effects of cows on local streams to what was killing dogs on the beach."

"We visited our local river, The Roding, to see how healthy it was. Trevor from TDC and Lawson from Fish & Game helped us with our investigations. We tested temperature, clarity and flow' We checked out the critters that live there by either looking under rocks or seeing what Lawson caught when he went electric fishing. Our catchment area was also identified and future problems noticed

and discussed. Marc James, a Freshwater Advocate came to talk to us about pest fish in our NZ rivers. He also showed us his fly collection and the sorts of native insects that trout like to eat".



## NMIT students celebrated Matariki

"NMIT students celebrated Matariki, the Māori New Year on 21 June with a free BBQ, live music and native seedlings. The event was run by SANITI (the Student Association) using seedlings sourced from the NMIT Horticulture course and funded by Nelson City Council"

*Students were able to choose from kōwhai, fī kōuka or a selection of hebes. "To celebrate Matariki Trainee Ranger Certificate course students Beatrice Bayly, Hohepa Waenga and Mirella Pomeroy plant their seedlings in a space kindly provided by Nikau Apartments"*





## Wild Art Desks and Doors Sneak Out Into NRC Reuse Shop Window



Art students at Broadgreen Intermediate have given old school desks and doors from the NRC a whole new lease on life. Using recycled materials only and splashes of paint the students created some wildly wonderful and colourful desks and doors transpired.

There is a Collage Make Up desk, Chillin Music desk with speakers, a Garden Angel desk complete with golden halo and shoes. There is Fred the robot desk and his friend BOB the Boring Old Bloke chair and more. Look out for the World Graffiti door (made to be viewed from a bird's eye perspective) and a wildly colourful Rainbow Door with a very funky bee buzzing round the top of it.

Kameta, (rm 11) who helped make the Angel Desk said "for her the project was about having fun and believing that you really can turn a horrible old desk into a piece of art". She said, "Whenever I see a grotty desk I will think of the Angel Desk". Several students said it would be great if they could personalize their desks at school. The Gallipoli desk clearly demonstrates the Anzacs are not forgotten by youth. Josh (rm 10) said "Our desk shows a scene at Gallipoli. It shows the enemy on the hill shooting at the ANZACS. Ashton (rm10) said "I have enjoyed doing this project". Francis, (rm 10) said "it was fun making Gallipoli with army soldiers and making landing boats and barbed wire". I have really enjoyed working with Josh and Ashton and it would be fun to make another sculpture like it.

'Visiting the recycle centre is always exciting and full of inspiring possible art projects", says Jeana, art teacher." If you tell the manager you are a teacher he will give you a substantial discount as well."



*Above: The bale of card and paper is off to China but it's so heavy we can't even push it. We learnt the cardboard has to be dry to be recycled.*

*Right: This much plastic in a day – wow! We learnt it can not be recycled if it is contaminated with oil.*

## Waimea Intermediate School Wastebusters

tour the Richmond Resource Recovery Centre.

The students are engaged as consultants to develop tour options and got the royal treatment from Smart Environmental staff with an extended tour.



## St Paul's School has a vision of a native biodiversity corridor in the school grounds.

They held a planting day with past, present and future school students and families to start the ball rolling with over 300 plants invited to be a part of the school.



## Hyperwaste Art Expo

The Hyperwaste art expo was a lot of fun and created a lot of energy and discussion. The creativity displayed by the students was wonderful—amazing what children come up with when you give them a pole!

The Refinery Gallery selected 10 sculptures after the expo for a month-long exhibition in July on reuse, incorporating a plastic soft drink bottle waterfall created by NMIT students and work by a local artist. The remaining sculptures were displayed in the children's section of the Nelson library as part of their Matariki holiday programme. Nelson City Council has purchased three sculptures to display at the council and some of the sculptures may be on display at Ecofest.



Sarah Langi  
Nelson Environment  
Centre  
sarahlangi@nec.org.nz



## Nelson Girls College working on the Energy in Schools Programme

Nelson College for Girls is working hard towards reducing its energy consumption and students are learning heaps about energy at the same time.

Previously, there were no cost-saving incentives for schools to reduce their energy bills but now the Ministry of Education is capping school energy expenditure and allowing schools to keep any savings (or requiring them to pay if they exceed their allocation!). With energy costs rising, this gives a huge incentive for schools to reduce their energy use and become more energy efficient.

The two pilot secondary schools were Nayland College and Nelson College for Girls. David Frances Sustainability Advisor Economic Development Agency run the assessments at both schools and revealed that potential savings in the range of \$11,000–\$27,000 per annum were possible without major investment in new building improvements.

### The programme includes:

1. Conducting an energy assessment and writing a report with recommendations
2. Working with students and teachers on tools to enable behaviour change throughout the whole school
3. Working with teachers to provide resources on energy to support various curriculum areas
4. Providing presentations, workshops and displays at Nelson Environment Centre to support learning
5. Changing behaviour and measuring progress

**Outcomes:** Eight months down the track, Nelson Girls College now has energy as a learning context across seven curriculum areas mainly in years 9 &10: Maths, Social Studies, Economics, Science, English, Media, and Gateway and Equip (vocational and life skills). The curriculum plans are being compiled and will be uploaded onto the national Education for Sustainability (EFS) website for sharing with other NZ schools.

To promote behaviour change, EFS level 2 Unit Standard students are planning to design posters to support a school-wide switch-off campaign. The current yr 9 students will act as energy ambassadors and, as they move upwards through the school, promote behaviour change towards sustainability and build a sense of community throughout the school.

**The next step** is to spread the message wider. The envirogroup has an impressive list of potential activities:

- Research getting solar panels for the school roof
- Putting skylights in darker rooms
- Getting a school bike for staff/students to borrow for trips to town
- Promoting the new bus services to students
- Installing timers on light switches so they turn off when not in use
- Staging a “Dark Day” or an “Alternative Power Day”
- Organising a roster for people to turn off computers left on in computer suites.

We hope that Nelson College for Girls work on energy will inspire other NZ schools to increase their energy efficiency, reduce their energy bills and their carbon footprints and prepare their students for a positive future.



Sarah Langi  
Nelson Environment Centre  
sarhlangi@nec.org.nz

## New KEGS resources at Stoke School

Pupils in the Kids Edible Gardens Programme at Stoke School said a big 'Thank you,' for a new collapsible wheelbarrow and tools to help with the organic gardening programme. The new resources were kindly funded by the NEC and NCC and have gone to all Nelson KEGS Schools.



Funding provided by the Nelson Environment Centre, who run the programme in Nelson, has also provided irrigation to the edible garden, which KEGS Facilitator Kerry says has made a huge and immediate difference. Irrigation has also been funded at Clifton terrace, St Josephs and Tahunanui School Gardens. Teachers in Nelson KEG'S Schools weren't left out of new goodies. Paid Teacher release was provided to enable them to attend the launch of the 2012 KEGS Teacher resource at the NEC. The resource was produced as part of a pilot project funded by the NMDHB to provide an up to date KEGS curriculum resource linked to the current NZ Curriculum framework. It includes ways to use the edible garden as an outdoor classroom resource, integrated units covering biodiversity, Matariki, Seed growing and seed saving and inquiry learning units on water, soil, worm farms and biodiversity.

For curriculum planning support and information contact KEGS Resource Teacher and Coordinator Lindsey Fish at the NEC 545 9176/[lindseyfish@nec.org.nz](mailto:lindseyfish@nec.org.nz). Thanks to teachers from Tahunanui , Victory and St Joseph Schools who formed the initial consultation group





## Support and Share gatherings

for **Tasman Teachers**; are for any teacher (primary, secondary and early childhood) wanting to network and feel empowered around their 'educating for sustainability' process with fellow teachers and environmental educators.

Term 3 Thursday 13 September - Support and Share at Riverside Cafe, Lower Moutere, 3:30 - 5pm

Term 4 Thursday 22 November - Support and Share at Riverside Cafe, Lower Moutere, 3:30 - 5pm

## Green Drinks

This is an opportunity to network with friendly people, who have a diverse range of interest in caring for our planet. Held every second Wednesday of the month, starting at 5:30pm at the Vic, on Trafalgar Street near the Cathedral, Nelson - Just say you are there for 'Green Drinks' and you will be made welcome.

## Applying for Funding for Projects — Information from Kids Restore NZ

Kids Restore NZ was established to combine leadership with active participation. Kids Restore New Zealand is really keen for students to be involved in the process right from the start and deciding that they want to make a difference. Kids with their teacher develop a plan and an Expression of Interest which gauges whether an application is on the right track. The standard Project Plan template guides students/teachers through the information required to make an assessment on the project. Our committee looks for information that shows understanding of the project, why the students are involved and the learning outcomes. In particular, they are keen on monitoring of projects, what birds and wildlife may have been present before the project, what the students are doing to monitor future birds and wildlife.

This requires a bigger picture view than just 'planting a few native trees in their school grounds. How does the project being undertaken fit it with the school curriculum? Check out the website for details:

<http://www.kidsrestorenz.org.nz/>



*Ngatimoti School stream enhancement investigation*



## 2012 Film Challenge and Workshop Series

**TV BROADCASTS AND \$30,000 PRIZE PACKAGE ON OFFER TO YOUNG FILM-MAKERS**

<http://theoutlookforsomeday.net/> The Entry Deadline is 21 September 2012.



AMP Scholarships is helping even more Kiwis 'do their thing' with a pool of \$200,000! Applications close August 31. Anyone can apply. If you have an amazing idea for a community project, education, or a dream to represent your country – you could get a scholarship of up to \$15,000! [www.doyourthing.co.nz](http://www.doyourthing.co.nz)

## Slick


Is drilling for oil in NZ seas a bad idea? Nelson artist Colleen Plank was inspired to create a collaborative art exhibition, with the aim of involving children and reaching out to the community.

Artist tutors from the NMIT Creative Industries Arts & Media programme and two neighbouring schools Nelson Central and St. Joseph's, primary students aged 9–11 were invited to take part in creating art and star in a video that documents their journey as they discover more about oil and its alternatives.

SLICK – Collaborative Art Exhibition

1–10 August 2012 9am – 5pm

g\_space gallery Arts & Media building NMIT



### **OURS® New Zealand Nature Educational DVD** For Young Children

Just \$9.99...our NEW price...head to

[www.oursdvd.co.nz](http://www.oursdvd.co.nz)

A very Kiwi DVD for every NZ family and ideal for 2 – 8 year olds. Learn about our unique treasures and even learn the Alphabet too! 55 captivating chapters about our land, and how we look after it.

## The Community Environment Fund

The Community Environment Fund (CEF) is currently open for applications, and will close at 12 noon Friday 31 August. Selected projects will begin in February 2013.

If you intend to apply, you need to register on the application portal at

<http://www.mfe.govt.nz/withyou/funding/community-environment-fund/>

The Community Environment Fund (CEF) provides funding so New Zealanders are empowered to take environmental action. It also ensures:

- partnerships (relating to practical environmental initiatives) between interested parties are supported and strengthened
- community-based advice and educational opportunities are increased
- awareness on environmental legislation and issues is heightened.

Each year there are up to two opportunities/funding rounds to submit an application to the fund.

## Have you adopted an area of native bush?

If you have school students involved in protecting and restoring New Zealand's natural environment, Nature Space is a new website that is seen as a valuable tool for their vital work. Register your school at

<http://www.naturespace.org.nz/resource-centre/education>. The website allows groups and individuals to store and share data, promote their efforts, and find useful resources.

If you would like to create or adopt an area then please contact Adie or Claire at Tasman District Council or Jo Martin at Nelson City Council.

1- 10 Aug	Slick –collaborative art exhibition, g space gallery NMIT
4 - 14 Aug	Eco-challenge events <a href="http://www.ecofestnelsonstasman.co.nz/index.html">http://www.ecofestnelsonstasman.co.nz/index.html</a>
5 Aug	NCC planting day – Orphanage Stream next to Coastal Bike Path 10-2pm More information <a href="mailto:Karen.Lee@ncc.govt.nz">Karen.Lee@ncc.govt.nz</a>
9 Aug	Totsee Gardening workshop – 3.30 – 5.00pm, Salisbury School, For teachers as beginner gardeners – see details below
18-19 Aug	Ecofest. More information <a href="http://www.ecofestnelsonstasman.co.nz/index.html">http://www.ecofestnelsonstasman.co.nz/index.html</a> .
19 Aug	Secondary science fair - Wednesday 19th-Saturday 23rd September 2012. Entries by 19th August 2012. More information <a href="http://cawthronsciencefair.org.nz/">http://cawthronsciencefair.org.nz/</a>
31 Aug	AMP Do Your Thing! Scholarships close. <a href="http://www.doyourthing.co.nz">www.doyourthing.co.nz</a>
31 Aug – 1 Sept	Enviroschools teacher hui at Lake Rotoiti. See page 8
9-16 Sept	Conservation Week ‘ Love your Parks’ <a href="http://www.doc.govt.nz">www.doc.govt.nz</a>
15 – 16 Sept	Jester House Eel Festival - more information <a href="http://www.jesterhouse.co.nz/eels.html">http://www.jesterhouse.co.nz/eels.html</a>
10 November	Big Beach Clean Up <a href="http://www.doc.govt.nz">www.doc.govt.nz</a>

## 2012 Teacher workshops: Curriculum Experiences in the Environment

Science, Technology, Social Sciences, Literacy, Mathematics and Health incorporating Maori Perspectives and Sustainability.

*Suitable for Primary and Years 9–10.*

**Term Three** Thursday 9 August ~ 3.30 – 5.00pm ~ Salisbury School, Richmond

**Gardening workshop: for teachers as beginner gardeners.** How to bring the classroom into the garden and the garden into the classroom without getting dirt on the carpet: Using seeds, working with nature to grow plants and using the edible produce. You will be making stuff to take away with NZ Curriculum connected learning activities.

*Suitable for all levels.* Please book with Adie by Aug 6.

**Term Four** Tuesday 23 October or Thursday 25 October ~ 9:00am – 3pm ~ Kaiteriteri – Marahau

**Whole day Camp focus LEOTC workshop: “Camp it Up”**

Experiencing ways to incorporate sustainability into every aspect of camp trips. Travelling by the “Steadfast” sailing ship to Marahau for some hands-on learning and fun ideas for your school camps.

*Suitable for Primary level.*

**For more information:** Jo Martin – phone 03 545 8728 or email [jo.martin@ncc.govt.nz](mailto:jo.martin@ncc.govt.nz)

Adie Leng – phone 543 7222 or email [adie.leng@tasman.govt.nz](mailto:adie.leng@tasman.govt.nz)

## ENVIRONMENTAL FUNDING FOR SCHOOLS AND COMMUNITY GROUPS

This information is correct as at July 2012. Information may change, particularly application due dates. It is best to contact funders for accurate information before you apply and to ensure your project meets their criteria. In some cases, closing dates are still 2011 – this is because organisations have not updated their websites. You can also check out this website for further information on funding and for more funding options – [www.fis.org.nz](http://www.fis.org.nz).

### Applications with closing dates (listed in the month that they close):

#### January

#### February

#### March

[Project Crimson Trust](#)

[NZ Glass Environmental Fund \(O-I NZ\)](#)

[Fonterra Grass Roots Fund](#)

#### April

[Biodiversity Funds \(DOC\)](#)

[Bayerboost Primary School Science Fund](#)

[Habitat Protection Fund \(WWF\)](#)

#### May

[Where there's Water Fund \(BOC\)](#)

[Lottery- Environment & Heritage](#)

[Unisys Kidz Connect Grant](#)

[Recycle Glass Environmental Fund](#)

#### June

[James Sharon Watson Conservation Trust \(Forest & Bird\)](#)

#### July

#### August

[Community Environment Fund](#)

[Treemendous School Makeovers](#)

[Canterbury Community Trust – Sector – Infants and Children](#)

#### September

[Environmental Education Action Fund \(WWF\)](#)

[Fonterra Grass Roots Fund](#) (for the round that opens in August)

[Habitat Protection Fund \(WWF\)](#)

#### October

#### November

[Fonterra Grass Roots Fund](#)

[Bayerboost Primary School Science Fund](#)

[Lottery- Environment & Heritage](#)

#### December

[Canterbury Community Trust – Sector - Environmental](#)

[The Sargood Bequest Fund](#)

### Applications accepted at any time:

[Honda Tree Fund](#)

[Conservation Innovation Fund](#)

[Kids restore NZ](#)

[NZ Community Trust](#)

[Lion Foundation](#)

[Mainland Foundation](#)

[Pelorus Trust](#)

[Weedbusters Small Scale Initiative Fund](#)

[The Trillian Trust](#)



When making this be sure to pack the seed lard mix firmly in the tin.



Make lard, peanut butter and seed balls to replace the lemon.



## Activity one: Focus on Birds

Almost every child is captivated by the wonders of nature and all of its creatures. By providing nesting material, food and/or shelter children can have the experience of interacting with and supporting local bird wildlife either from the classroom or at home. By employing some imagination and using the surrounding photos have your children build –

- a nesting material site – what items do bird prefer to take away to help build their own nests?
- nests – what species of bird seem most interested in them? Which design of nest was actually used?
- offer food supplements – what species come and eat – what foods do they eat? Which sites worked the best?



Try pet hair, human hair, wool, cotton, dry grass. Never put out plastic or fishing line.



## Activity two: HOW TO MAKE A RUBBER-BAND POWERED CAR


Instructions modified from: [http://pbskids.org/designsquad/parentseducators/resources/rubber\\_band\\_car.html](http://pbskids.org/designsquad/parentseducators/resources/rubber_band_car.html)

### YOUR CHALLENGE

Build a car that goes really far, really fast. Oh, by the way, your power source is a rubber band, and your car can only have two wheels. Start your engines!


### MATERIALS (PER CAR)

- \*12.5 x 15cm piece of corrugated cardboard (cut so the holes from the corrugation are visible along the long edge)
- \*Ruler,
- \*Scissors,
- \*Tape (masking or duct)
- \*Blu-tac or poster putty
- \*1 wooden skewer (Use the thinnest available skewers)
- \*2 CDs
- \*A rubber band
- \*Paperclip
- \*Pencils, pens, or markers



### BUILD

1. Notch the body. Cut a notch in the centre of the 12.5—cm side of the cardboard. Make the notch 5cm wide and 3cm deep. Keep the piece you've cut out.
2. Assemble the wheels. Tape a small piece of cardboard to both sides of the centre hole of a CD. Make a hole through the pieces of card with a skewer. Put poster putty/ blu-tac on each side of the hole. Push a skewer through the blu-tac and holes – it should feel really tight. The wheel and axle should now rotate together. Make the second wheel the same way.
3. Make the axle. With one wheel attached to the skewer, slide the skewer through the cardboard at the notched end, close to the outer edge. Make sure the axle sticks out the same amount from each side of the body. When we made ours, the skewer didn't always rotate freely. If this happens to you, twist it until the opening stretches. Once the skewer is in place attach the second wheel.
4. Modify the axle. Find where the skewer goes across the notch. In the middle of this section, loop the rubber band through itself to attach it to the axle. Add a dab of blu-tac to hold it in place
5. Attach the rubber band. Push a paper clip through the cardboard at the end opposite the axle to act as a catch for the rubber band.
6. Power your car. Hook the unattached end of the rubber band over the paperclip catch. Turn the axle several times. You've given the rubber band potential (stored) energy. When it unwinds, this potential energy is transformed into kinetic (motion) energy, and the axle spins. The more you wind the rubber band, the more energy is available for your car's wheels—and the farther and faster your car goes.



## TEST

It's off to the races. Set your car on the floor, rubber band side down. What happens when you let your car go? When we made ours, our wheels didn't always turn freely. If this happens to you, check to make sure the rubber band isn't jamming itself against the cardboard. Also check that the wheels are tightly stuck to the axle and are turning when the axle turns. Tape may help.

## REDESIGN

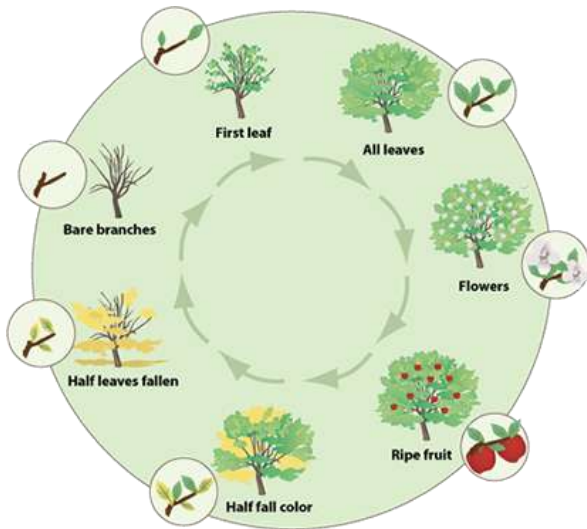
You've just built a prototype, which is an early version of a product. Prototypes help engineers understand a product's strengths and weaknesses and how it might be improved. Thinking about your car, try to come up with some ways to make it perform even better. You can also redesign it for new challenges, like making it work on sand or thick carpet. Brainstorm ideas, revise your design, and then build and test it.

## INSIDE THE ENGINEERING

Your car is powered by a rubber band, but most cars use petrol. The average car gets around 8.5km per litre, but petrol is an expensive, limited source of energy that pollutes. Many people want an alternative fuel source that is more affordable, more efficient, and more environmentally friendly. In 2006, two engineering students created the MIT Vehicle Design Summit—challenging students from around the world to build cars that didn't use gasoline and could get the equivalent of 212 km per litre (500 miles per gallon)... and they did it! One car used a hydrogen fuel cell (a device that converts hydrogen and oxygen into electricity.) Another combined human power and solar power, while a third was entirely electric. A fourth car used biodiesel, an environmentally friendly fuel that can be made from grass, corn, or soybeans.

Today you're working with rubber bands, but tomorrow, who knows!

## Activity three: Celebrate Spring with Budburst



If there were an apple tree outside your window, you'd get to see it all year long and see it change just like in the picture.

Like the apple tree, all plants change through the seasons. Some plants, like wildflowers and grasses, are just roots underground during the late autumn and winter until stems, leaves and flowers grow in the spring. Other plants appear to keep their leaves all winter.

Each year we often wonder if spring is earlier, or later, than usual. Scientists are always looking for evidence and affects of climate change. One way is by monitoring plants; noting when the first buds appear, when the first flowers appear, when leaves drop in autumn, and other parts of plant life cycles. Scientists can then figure out how seasonal patterns are changing, and make predictions for the future.

Observing budburst in spring is one of the ways of monitoring deciduous plants:

1. Have each student adopt a tree/bush in the school grounds – before spring.
2. All they need to do is gently tie two little ribbons between an allocated number of buds, e.g. 3–5, on a twig of their plant, which is easy to observe.
3. Start a record of possible influencing factors: air and soil temperatures; rainfall; altitude; winds; birds and bug activity; what else?
4. Predict how often they will need to observe changes in the buds – twice a week as spring approaches, and twice daily as the buds gets bigger.
5. Each child can then record when each bud between the ribbons bursts!!!
6. Compare.
7. Discuss possible factors that may have influenced the timing.
8. Keep ribbons on the trees to see what happens in autumn.
9. Compare dates for spring/autumn of each plant with influencing factors over the years and compare to different areas and/or evergreen plants.
10. Check out the website to compare to the USA:  
<http://neoninc.org/budburst/buddies/meetaplant.php>